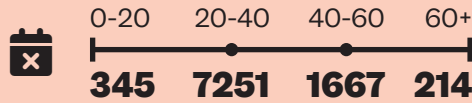



**HQ Toronto at 790 Bay is:**

- ▶ Filling critical gaps in access and care by and for cis guys into guys and two-spirit, transgender and non-binary people,
- ▶ Connecting clients to services with shorter wait times
- ▶ Reducing pressure on and costs in the health system.

Sexual health visits:  
📍 **31,822 visits** from  
👤 **9,190 individuals**



Age of users

🦋 **10.5%**  
Living with HIV

Most seen in one day: **210** on February 20th.

🕒 **170**  
Average number of people seen per day

**88%**  
Cis men

**5.6%**  
Non binary

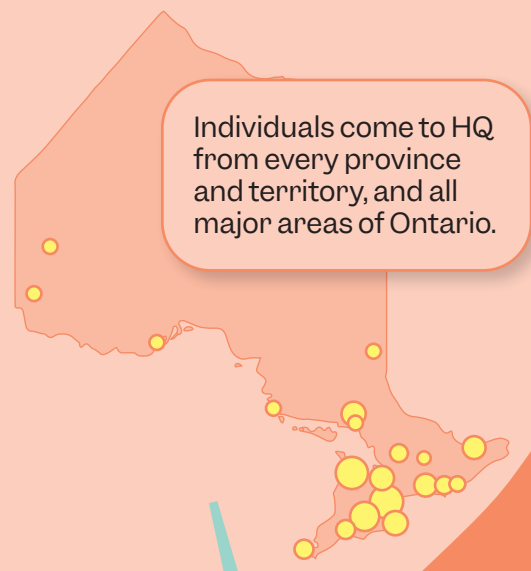
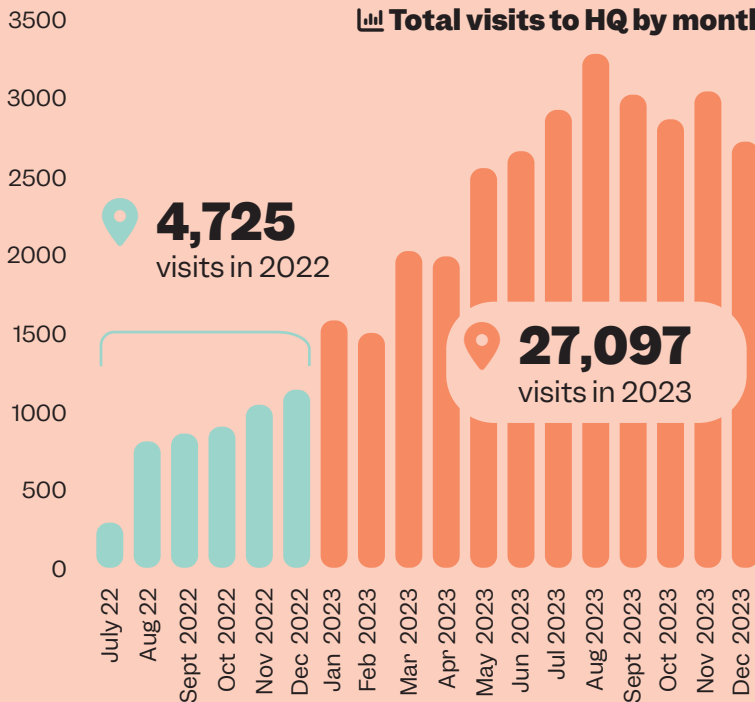
**0.7%**  
Trans men

**1.5%**  
Other

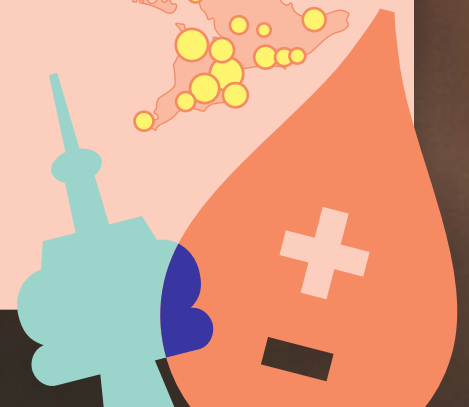
**1.2%**  
Trans women

Gender identity

📊 **Total visits to HQ by month**



Individuals come to HQ from every province and territory, and all major areas of Ontario.





**145,933**  
test results

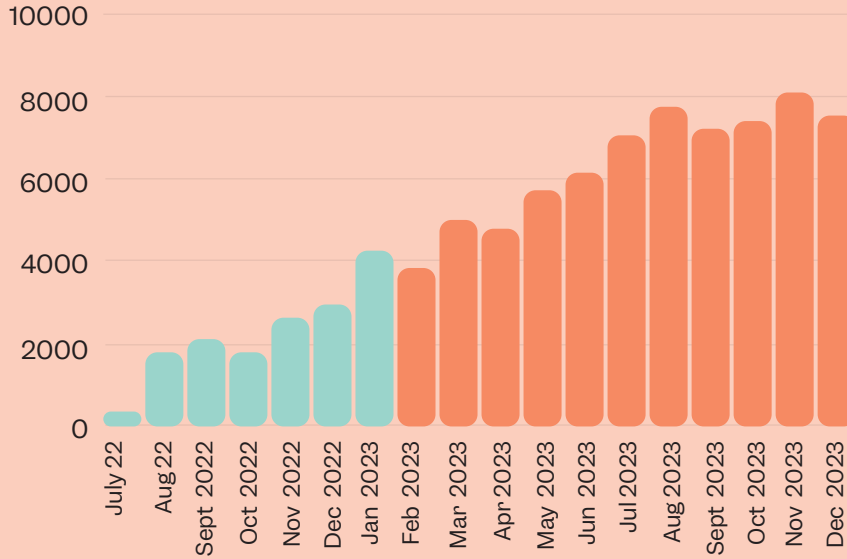


**25,461**  
treatments



## STBBI testing

### Tests by month



### Patient experience

5 / 5

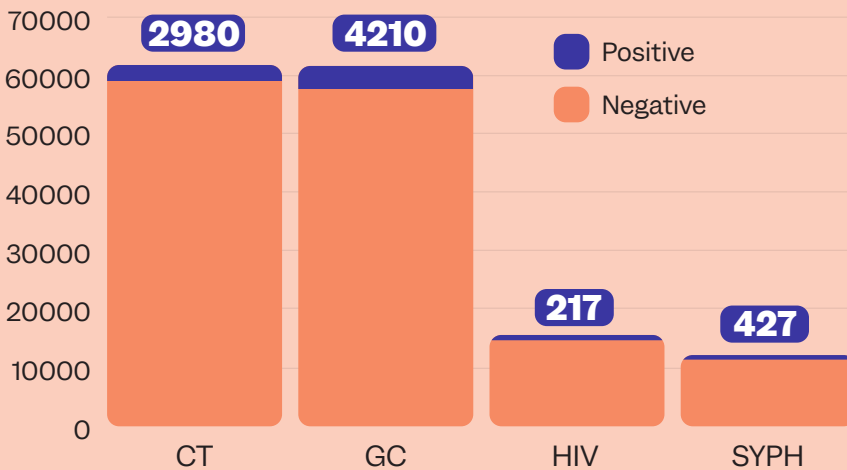
**4.84** Overall experience

**4.89** Efficiency

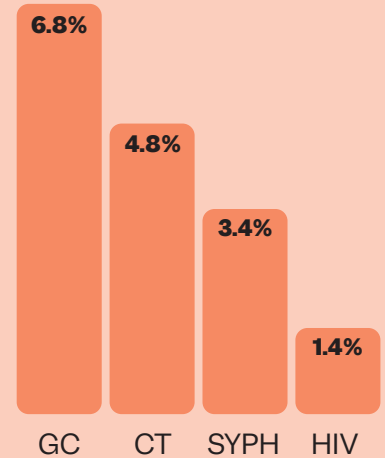
**4.80** Welcoming

**4.90** Recommend to a friend?

### Tests by type



### Positivity rate



|                               | Cost / Test | Test volumes | Labour cost / Test | Total cost / Test |
|-------------------------------|-------------|--------------|--------------------|-------------------|
| <b>HIV Ag/AB Combo Assay</b>  | \$1.85      | 1367         | \$2.81             | \$4.63            |
| <b>Syphilis TP Assay</b>      | \$1.34      | 1090         | \$2.81             | \$4.12            |
| <b>Aptima Combo 2 (GC/CT)</b> | \$9.50      | 5066         | \$2.81             | \$12.88           |
| <b>HIV-1 QuantDx</b>          | \$25.00     | 21           | \$2.81             | \$27.78           |



Fee code from the Schedule of Benefits for Laboratory services:

**\$16.46**

Savings per test


**\$4.18**

Potential savings on this test alone

**\$257,112**



Mental health visits:  
 📍 **4,481 visits** from  
 👤 **753 individuals**



**38**  
 Average age

**20%**  
 Living with HIV

**68%**  
 Cis men

**15%**  
 Non binary

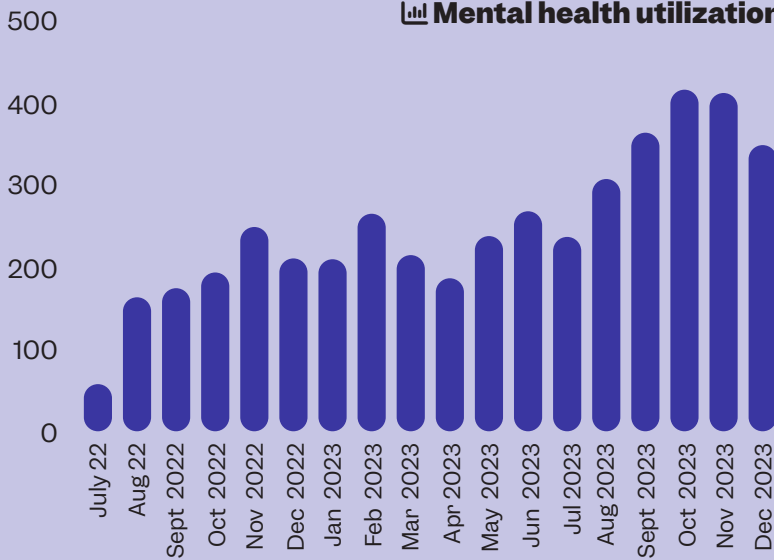
**4.3%**  
 Trans men

**4.2%**  
 Other

**3.3%**  
 Trans women

Gender identity

**Mental health utilization**



**303 (13%)**  
 Number of referrals from primary care or partners



**2089 (22%)**  
 Total number of self-assessment requests



**1938 (20%)**  
 Mental health support self initiated requests



**797 (8.4%)**  
 Substance use support requests



**283 (3.1%)**  
 Suicide/self-harm requests



**2837 (30%)**  
 Using drugs to enhance sex



**873 (42%)**  
 Have completed a self-assessment



**226 (26%)**  
 Group only



**47 (5.4%)**  
 Self-management



**558 (64%)**  
 Group + assessment



**410**  
 People seen for individual psychiatric care